

























HAWKSTONE PARK HOTEL - CAPACITIES

					
		Waterloo	Wellington	Redcastle	Hill
	Theatre	200	40	95	40
	Classroom	90	-	45	20
	Boardroom	50	20	36	20
	U-Shape	40	16	30	16
	Cabaret	60	-	-	-
	Lunch/Dinner	180	36	80	36
	Dinner Dance	140	-	60	-
	Reception	200	50	100	40

GOLF BUSINESS CENTRE - CAPACITIES

					
		Whole Suite	Room 1	Room 2	Terrace
	Theatre	120	25	50	140
	Classroom	60	-	-	-
	Boardroom	36	14	30	-
	U-Shape	40	-	26	-
	Cabaret	60	-	-	-
	Lunch/Dinner	100	-	-	200
	Dinner Dance	-	-	-	200
	Reception	120	-	60	220

	Max Ceiling Height	Length/Width	Floor Area	Door Height	Door Width	Power Points	Computer Sockets	TV Sockets	Telephone
Waterloo	3.7m	30 x 9.7m	291m ²	2.02m	1.43m	5	0	1	1
Wellington	3.7m	7.79 x 5.9m	45.9m ²	1.97m	.77m	2	2	1	0
Redcastle	2.66m	15.7 x 7.9m	106.35m ²	1.92m	1.47m	7	2	2	2
Hill	4.2m	7.8 x 5.4m	42m ²	1.95m	.87m	4	2	2	1
Business Centre	2.4m	12.6 x 12.9m	162m ²	2.4m	1.5m	18	12	1	3
Room 1	2.4m	12.6 x 7.9m	99.54m ²	2.4m	1.5m	8	6	1	1
Room 2	2.4m	12.6 x 5m	63m ²	2m	1m	10	6	0	2